

Steve


IMPROVISATION NOTES FOR BARITONE UKULELE

If you can, record this chord progression. C Am Dm G7 (4/4 time).
Record as many as 20 measures of this.


Take your time and learn each step until you're comfortable, before moving on to the next step.

1. While this recording is playing, you will start your improv. staying on the B string. Just the 1st fret, 3rd fret and 5th fret to start.
2. FEEL FREE TO PLAY THE NOTES IN ANY ORDER!!


ALWAYS END ON ON THE 1ST FRET OF THE B STRING (C note)



2. When you feel ready, add the 2nd fret on the G string, and open on the B string.



3. Then you can add the 6th fret. 8th fret and 10th fret on the B string



You can even slide up and down to make it fancy.

REMEMBER TO ALWAYS END ON THE C NOTE
** (THAT'S THE 1ST FRET ON THE B STRING!)**

JUST HAVE FUN WITH THIS! FREE UP YOUR INNER CHILD! MAKE MISTAKES!