


IMPROVISATION SUGGESTIONS IN THE KEY OF C

If you can, record this chord progression. C Am Dm G7 (4/4 time).


Record as many as 20 measures of this.

Take your time and learn each step until you're comfortable, before moving on to the next step.


1. While this recording is playing, you will start your improv. staying on the A string. Just the 3rd fret, 5th fret and 7th fret to start.



2. When you feel ready, add the 2nd fret and the open A.



3. Then you can add the 8th fret, 10th fret and 12th fret



You can even slide up and down to make it fancy.

WHEN YOU ARE FEELING REALLY CONFIDANT!

4. Play the C scale, as you know it, but remember it's improv. so you can play it however you want. Try playing it backwards!!

C SCALE



JUST HAVE FUN WITH THIS! FREE UP YOUR INNER CHILD! MAKE MISTAKES!!!